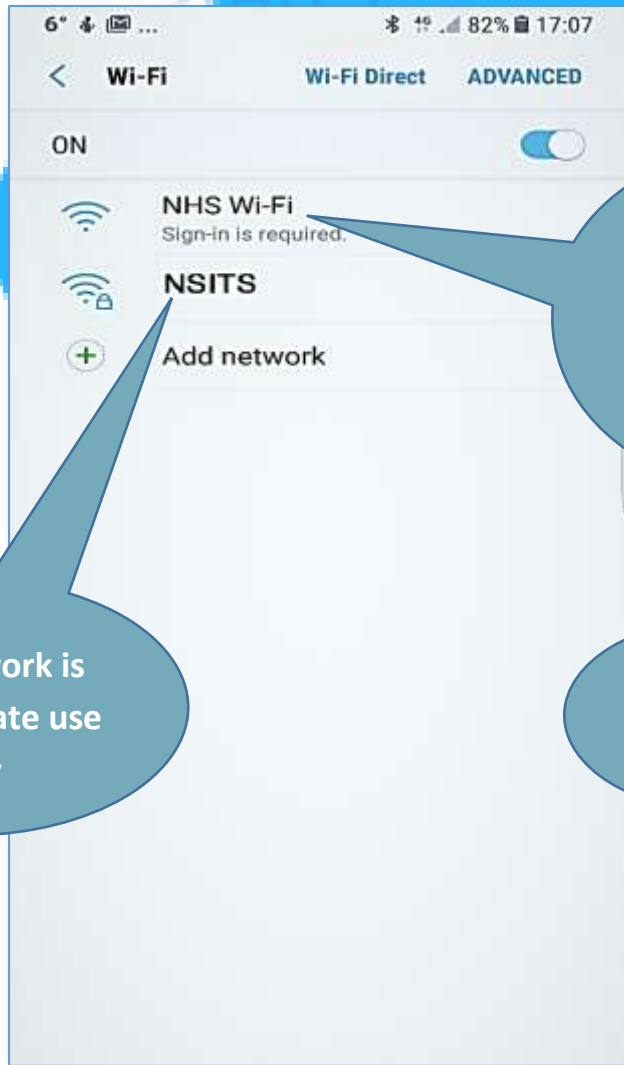


NHS-Wifi end user instructions

Step 1

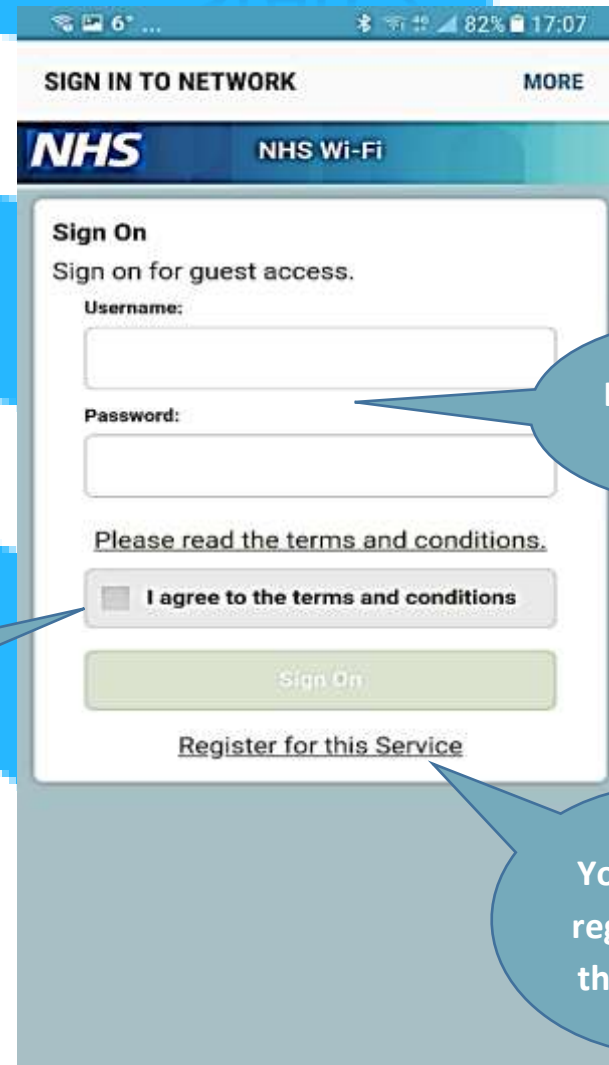


This network is for corporate use only

Patients, guests, doctors & staff to use this network

Tick the box

Step 2



Leave these 2 boxes blank

You need to register here the 1st time

NHS-Wifi end user instructions

Step 3

SIGN IN TO NETWORK MORE

NHS NHS Wi-Fi

Self Registration
Please complete this registration form:

First name*

Last name*

Email address*

By using this service you consent to the SSHIS monitoring your Internet usage and storing that information for a period of 90 days.

The SSHIS will also keep information about the device used and email address of the user that was logged in for a period of 90 days.

Register

Cancel

Complete these
3 boxes

Select to
Register

Step 4

SIGN IN TO NETWORK MORE

NHS NHS Wi-Fi

Account Created
Use the following information to sign on to the network.

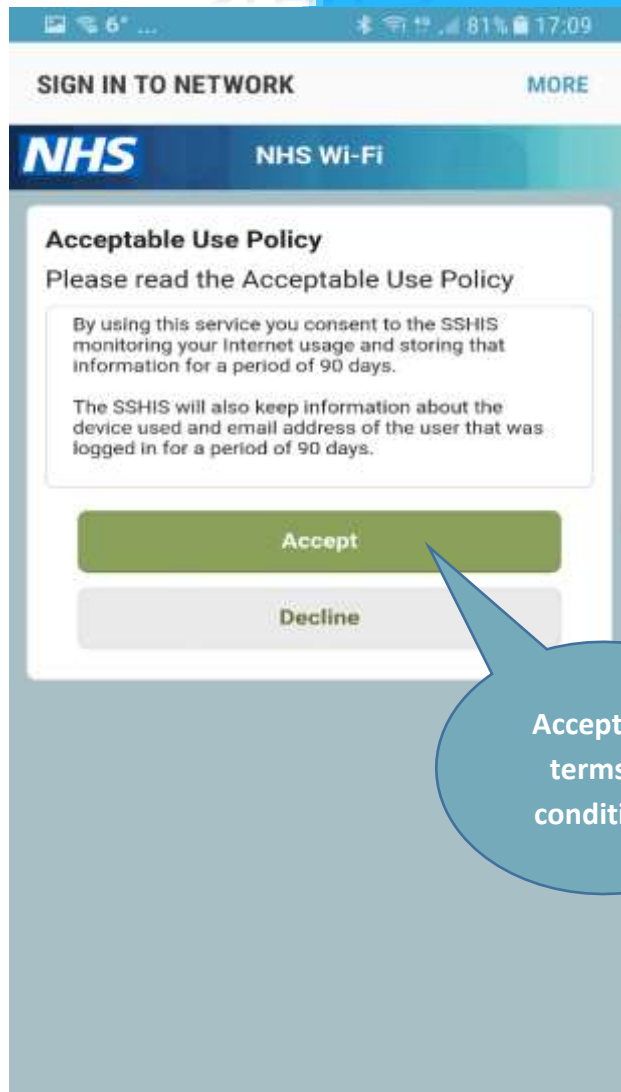
Password: bat:22
First name: Bruce
Last name: Wayne
Email: batman@gmail.com
Location: Staffordshire and Shropshire NHS

Sign On

Email address
will become
the Username

NHS-Wifi end user instructions

Step 5



Accept the terms & conditions

Once registered an automatic email confirming the account information is sent to the registered address

Each time you enter a GP Surgery, if using the same device, that device will automatically login to the NHS-Wifi network

If using a different device, you will need to enter the username & password provided, just the once, then again that device will automatically be logged into NHS-Wifi each time you enter the surgery

The NSITS & SSHIS Wi-Fi accounts are only to be used for corporate devices i.e. COIN laptops & not for personal devices